

Practical Way of Implementing **Biosecurity**

In Layer & Broiler Farms

Dr B C Dutta

1

Security


BIO-SECURITY

Dr B C Dutta

2

BIO-SECURITY

Measures against Spread of Harmful Organisms



A set of preventive measures to
Prevent Entry of pathogens in Poultry Production Area and / or Prevent their transfer or spread within / to Poultry Production Site

Dr B C Dutta

3

Economic Benefits of Biosecurity

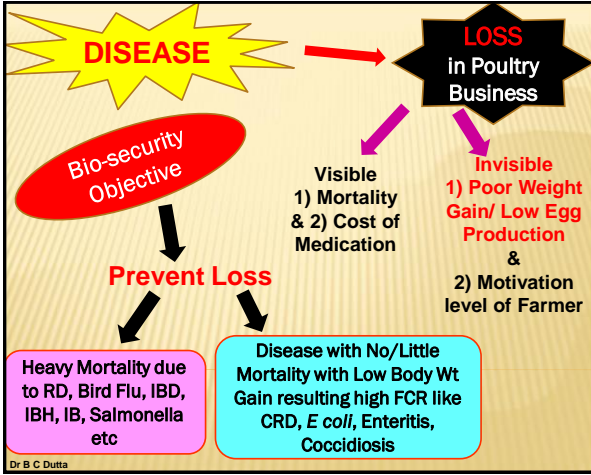
Good Biosecurity Measures can Reduce 50% Medicine Use

Clinical disease

Sub-Clinical Disease

Dr B C Dutta

4




5



6



7



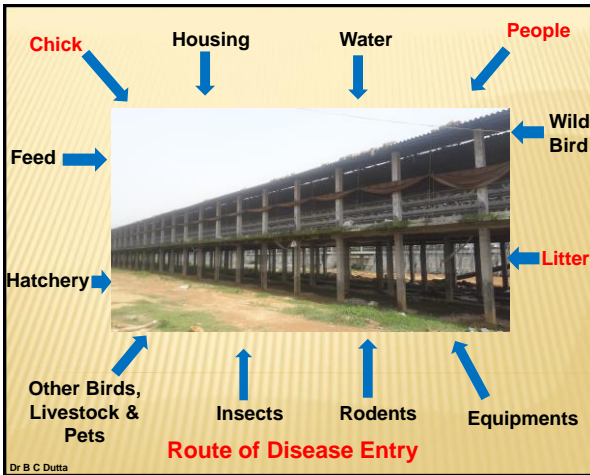
8



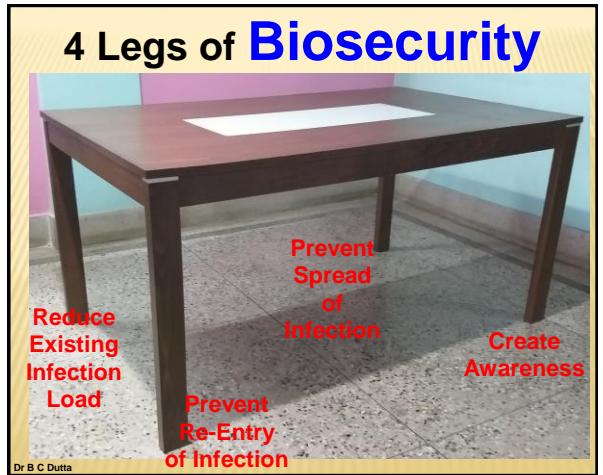
9



10



11



12

Reduce Existing Infection Load

EMPTY Farm	Farm with Birds
<p>100% Shed Ready before Chicks Housing DISEASE FREE Farm</p>	<ul style="list-style-type: none"> # Implementation of Scientific & Practical Med Vaccine Schedule # Day-2-day Husbandry Practice # Daily use of Water Sanitizer # Regular Inside & Outside Spray of good Disinfectant # GUT Health Maintenance

Dr B C Dutta

13

Standard SHED READY Steps



STEP 1: After the birds are lifted, empty the **feeders**, disconnect the **drinkers**, remove all the **curtains** & **take them out** of the shed

Dr B C Dutta

14



STEP 2: Clean spider net, dust from the roof, sidewalls, wire mesh from top to bottom of all sheds with hard brush & broom

Dr B C Dutta

15

STEP 3: All litters to be scrapped & removed for Agricultural use sell or **Old Litters shall not be stored near farm area**





Dr B C Dutta

16



17



18

Cleaning of overhead tank

It should be scrubbed & cleaned properly to remove slime, algae growth and other depositions.

Fill the tank with 0.5% solution of Bleaching powder, keep it for 24 hrs & then drain the Entire system.

Pipeline Cleaning

- Fill the Pipeline & blue tubes with 5% H₂O₂ solution, keep them for 4 - 6 hours.
- After the contact period, open the outlet and clean with pressurized plain water

Dr B C Dutta

19

I day: Remove Curtain from Shed; Clean thoroughly in plain water with Detergent in a Tank or nearby pond

Curtain Cleaning

II day: All curtain to be soaked in a tank in Formalin water (1Lit in 50 Lit water) & Sun-dry them for 24 hrs

Dr B C Dutta

20



Equipment cleaning

Dr B C Dutta

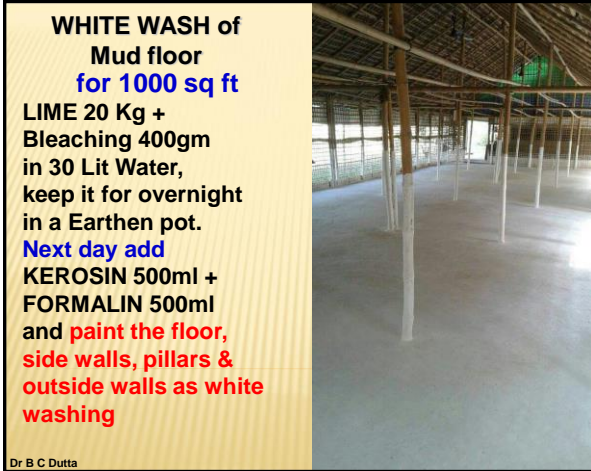
21



Outside Shed CLEANED

Dr B C Dutta

22



WHITE WASH of Mud floor for 1000 sq ft
LIME 20 Kg + Bleaching 400gm
 in 30 Lit Water, keep it for overnight in a Earthen pot.
Next day add Kerosin 500ml + FORMALIN 500ml
 and **paint the floor, side walls, pillars & outside walls as white washing**

Dr B C Dutta

23



WHITE WASH of Mud floor

Dr B C Dutta

24



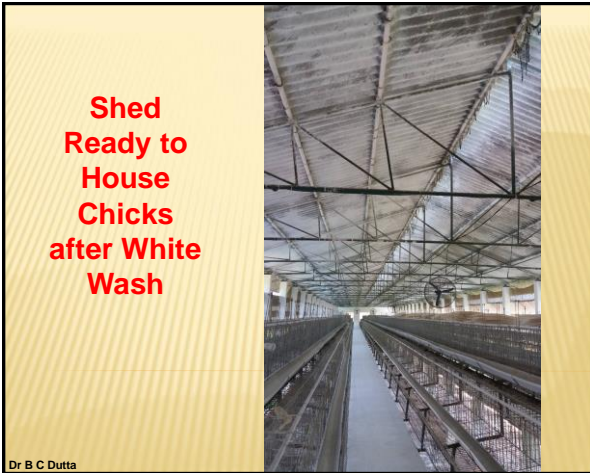
Dr B C Dutta **WHITE WASH of Mud floor**

25



Dr B C Dutta **White Wash Shed**

26



Dr B C Dutta

27



Dr B C Dutta

28



Terminal Disinfection
 Fogging /Spraying with Good Disinfectant with all equipment inside & shed Air-tight condition




Preparation for Chicks Housing

Dr B C Dutta

29






CHICKS HOUSED

Dr B C Dutta

30

REDUCE INFECTION in Presence of Birds

- Water Sanitizer - Day 1 to Lifting
- Vaccination as per schedule
- Preventive Medication as per schedule
- Drinker Cleaning Daily
- Feeder Cleaning Regularly

Dr B C Dutta

31

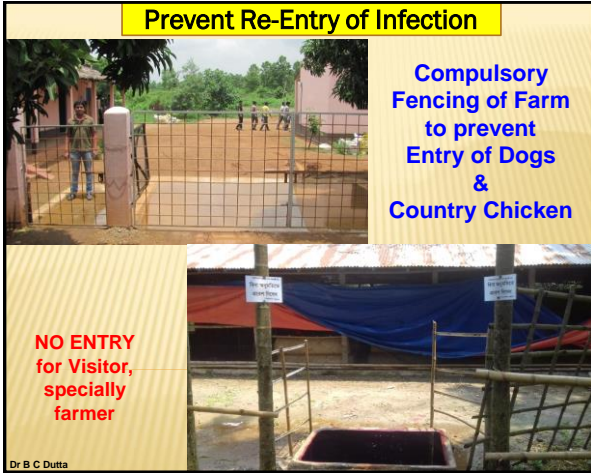
REDUCE INFECTION in Presence of Birds




- **SPRAY Outside** – Good Disinfectant regularly
- **SPRAY Inside** – Good Disinfectant regularly
- **Maintain GUT Health**

Dr B C Dutta

32




33



34



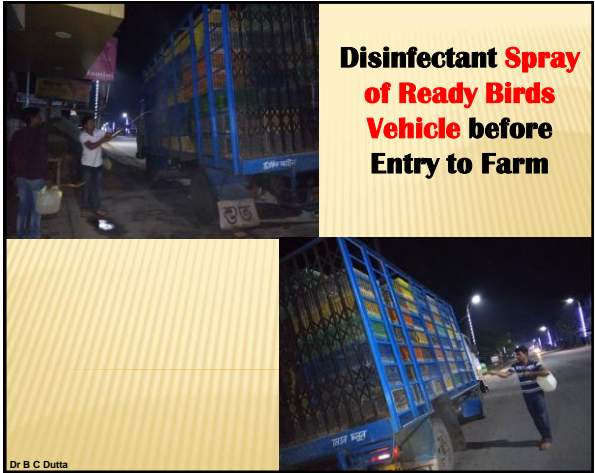
35



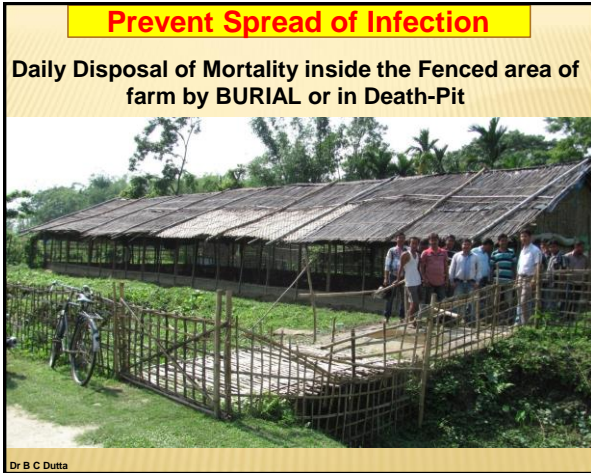
36



37



38




39



40

Restriction on Entry of Poultry personal into the Shed & Poultry Traffic control

Do not visit any farm after visiting Infected farm



Culling of all Weak/Sick chicks regularly as they harbor infections

Dr B C Dutta

41

Daily Health Check-up of birds from outside the Shed



Post-Mortem of even single Mortality is Must



Dr B C Dutta

42

Mortality Disposal at Death-Pit




Dr B C Dutta

43

Heavy Mortality Disposal at Death-Pit




Dr B C Dutta

44



45

Create Awareness

Among Farmer, worker, Poultry Personnel

- # **What is Bio-security**
- # **Importance & Need of Bio-security in current Poultry scenario**
- # **Benefits of Bio-security Practices**
- # **Process & Technique of Bio-security**

Dr B C Dutta

46



47